



Location: CMA5b - Pedestrian Plaza

Report on 24-hour TSP monitoring for EP-376/2009

Action Level - 209.9 µg/m³

Limit Level - 260 µg/m³

Date	Sampling Time	Weather Condition	Filter paper no.	Filter Weight, g		Elapse Time, hr		Sampling Time, hr	Flow Rate, m ³ /min			Total Volume, m ³	TSP Level, µg/m ³
				Initial	Final	Initial	Final		Initial, Q _{si}	Final, Q _{sf}	Average		
28-Dec-17	8:00	Fine	23384	2.6723	2.7978	9551.31	9575.31	24.00	0.70	0.70	0.70	1009	124.4
3-Jan-18	8:00	Fine	23382	2.6700	2.8342	9578.31	9602.31	24.00	0.84	0.84	0.84	1213	135.3
9-Jan-18	8:00	Cloudy	23785	2.6029	2.7596	9605.31	9629.31	24.00	0.87	0.86	0.87	1248	125.6
13-Jan-18	8:00	Fine	23840	2.6625	2.9536	9632.31	9656.31	24.00	1.14	1.11	1.12	1620	179.7
19-Jan-18	8:00	Cloudy	23742	2.5905	2.7232	9659.31	9683.31	24.00	0.81	0.81	0.81	1166	113.8
25-Jan-18	8:00	Fine	23962	2.6524	2.8314	9686.36	9710.36	24.00	0.87	0.87	0.87	1255	142.7

Report on 1-hour TSP monitoring for EP-376/2009

Action Level - 339.7 µg/m³

Limit Level - 500 µg/m³

Date	Sampling Time	Weather Condition	Filter paper no.	Filter Weight, g		Elapse Time, hr		Sampling Time, hr	Flow Rate, m ³ /min			Total Volume, m ³	TSP Level, µg/m ³
				Initial	Final	Initial	Final		Initial, Q _{si}	Final, Q _{sf}	Average		
29-Dec-17	8:40	Fine	23674	2.6932	2.7068	9575.31	9576.31	1.00	0.84	0.84	0.84	51	268.3
29-Dec-17	10:15	Fine	23614	2.6026	2.6244	9576.31	9577.31	1.00	0.84	0.84	0.84	51	430.0
29-Dec-17	13:00	Fine	23664	2.6545	2.6722	9577.31	9578.31	1.00	0.99	0.99	0.99	59	298.3
4-Jan-18	8:35	Fine	23512	2.5953	2.6010	9602.31	9603.31	1.00	0.84	0.84	0.84	51	112.8
4-Jan-18	9:45	Fine	23792	2.5976	2.6039	9603.31	9604.31	1.00	0.84	0.84	0.84	51	124.7
4-Jan-18	10:55	Fine	23787	2.5961	2.6020	9604.31	9605.31	1.00	0.84	0.84	0.84	51	116.8
10-Jan-18	8:15	Cloudy	23759	2.6093	2.6129	9629.31	9630.31	1.00	0.72	0.72	0.72	43	83.7
10-Jan-18	9:45	Cloudy	23886	2.6716	2.6793	9630.31	9631.31	1.00	0.86	0.86	0.86	52	148.8
10-Jan-18	13:00	Cloudy	23860	2.6472	2.6519	9631.31	9632.31	1.00	0.86	0.86	0.86	52	90.8
15-Jan-18	9:00	Fine	23832	2.6698	2.6845	9656.31	9657.31	1.00	0.85	0.85	0.85	51	287.2
15-Jan-18	10:45	Fine	23845	2.6754	2.6900	9657.31	9658.31	1.00	0.85	0.85	0.85	51	285.3
15-Jan-18	13:00	Fine	23755	2.6064	2.6216	9658.31	9659.31	1.00	0.85	0.85	0.85	51	297.0
20-Jan-18	8:30	Cloudy	23980	2.6542	2.6650	9683.36	9684.36	1.00	0.87	0.87	0.87	52	207.4
20-Jan-18	9:35	Cloudy	23960	2.6642	2.6701	9684.36	9685.36	1.00	0.75	0.75	0.75	45	131.0
20-Jan-18	10:40	Cloudy	23969	2.6765	2.6850	9685.36	9686.36	1.00	0.87	0.87	0.87	52	163.3
26-Jan-18	8:05	Fine	24019	2.6712	2.6809	9710.36	9711.36	1.00	0.87	0.87	0.87	52	185.5
26-Jan-18	9:20	Fine	24022	2.6763	2.6848	9711.36	9712.36	1.00	0.87	0.87	0.87	52	162.5
26-Jan-18	10:25	Fine	24044	2.6763	2.6903	9712.36	9713.36	1.00	0.87	0.87	0.87	52	267.7



Location: CMA6a - WDII PRE Office

Report on 24-hour TSP monitoring for EP-376/2009

Action Level - 207.1 µg/m³

Limit Level - 260 µg/m³

Date	Sampling Time	Weather Condition	Filter paper no.	Filter Weight, g		Elapse Time, hr		Sampling Time, hr	Flow Rate, m ³ /min			Total Volume, m ³	TSP Level, µg/m ³
				Initial	Final	Initial	Final		Initial, Q _{si}	Final, Q _{sf}	Average		
28-Dec-17	8:00	Fine	23560	2.6135	2.7612	3256.23	3280.23	24.00	1.07	1.07	1.07	1541	95.8
3-Jan-18	8:00	Fine	23383	2.6719	2.7834	3283.23	3307.23	24.00	1.07	1.07	1.07	1538	72.5
9-Jan-18	8:00	Cloudy	23784	2.6164	2.7002	3310.24	3334.24	24.00	1.09	1.09	1.09	1570	53.4
13-Jan-18	8:00	Fine	23538	2.6184	2.7482	3337.25	3361.25	24.00	1.09	1.08	1.08	1562	83.1
19-Jan-18	8:00	Cloudy	23743	2.6196	2.7017	3364.29	3388.29	24.00	0.96	0.96	0.96	1381	59.4
25-Jan-18	8:00	Fine	23956	2.6652	2.7104	3391.29	3415.29	24.00	0.83	0.83	0.83	1196	37.8

Report on 1-hour TSP monitoring for EP-376/2009

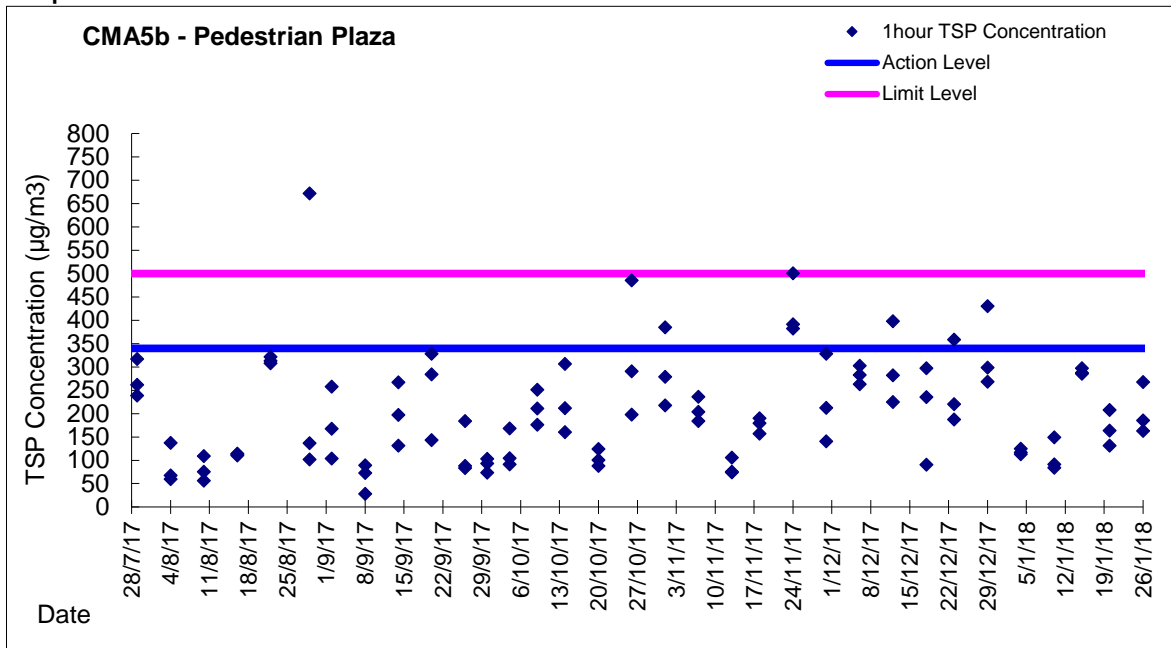
Action Level - 333 µg/m³

Limit Level - 500 µg/m³

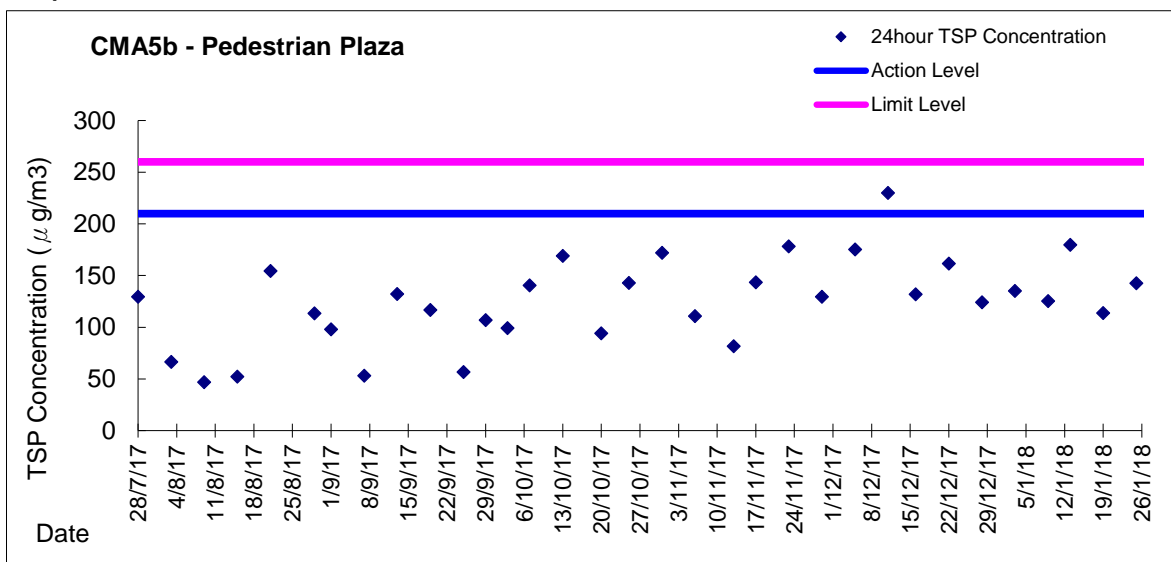
Date	Sampling Time	Weather Condition	Filter paper no.	Filter Weight, g		Elapse Time, hr		Sampling Time, hr	Flow Rate, m ³ /min			Total Volume, m ³	TSP Level, µg/m ³
				Initial	Final	Initial	Final		Initial, Q _{si}	Final, Q _{sf}	Average		
29-Dec-17	8:40	Fine	23673	2.6515	2.6571	3280.23	3281.23	1.00	1.07	1.07	1.07	64	87.2
29-Dec-17	10:10	Fine	23616	2.6002	2.6066	3281.23	3282.23	1.00	1.07	1.07	1.07	64	99.7
29-Dec-17	13:00	Fine	23621	2.6864	2.6912	3282.23	3283.23	1.00	1.07	1.07	1.07	64	74.7
4-Jan-18	8:35	Fine	23513	2.6009	2.6050	3307.23	3308.23	1.00	1.07	1.07	1.07	64	64.0
4-Jan-18	9:50	Fine	23793	2.6097	2.6140	3308.23	3309.23	1.00	1.07	1.07	1.07	64	67.1
4-Jan-18	11:00	Fine	23772	2.6015	2.6061	3309.23	3310.23	1.00	1.07	1.07	1.07	64	71.8
10-Jan-18	8:15	Cloudy	23887	2.6716	2.6753	3334.25	3335.25	1.00	1.09	1.09	1.09	65	56.8
10-Jan-18	9:50	Cloudy	23870	2.6861	2.6881	3335.25	3336.25	1.00	1.02	1.02	1.02	61	32.7
10-Jan-18	13:00	Cloudy	23862	2.6543	2.6572	3336.25	3337.25	1.00	1.02	1.02	1.02	61	47.4
15-Jan-18	8:45	Fine	23830	2.6596	2.6668	3361.25	3362.25	1.00	1.08	1.08	1.08	65	111.3
15-Jan-18	10:30	Fine	23847	2.6702	2.6755	3362.25	3363.25	1.00	1.08	1.08	1.08	65	82.0
15-Jan-18	13:00	Fine	23757	2.6152	2.6211	3363.25	3364.25	1.00	1.08	1.08	1.08	65	91.2
20-Jan-18	8:15	Cloudy	23979	2.6665	2.6723	3388.29	3389.29	1.00	0.96	0.96	0.96	58	100.8
20-Jan-18	9:30	Cloudy	23974	2.6524	2.6587	3389.29	3390.29	1.00	0.96	0.96	0.96	58	109.5
20-Jan-18	10:45	Cloudy	23967	2.6478	2.6511	3390.29	3391.29	1.00	0.83	0.83	0.83	50	66.5
26-Jan-18	8:02	Fine	24051	2.6795	2.6866	3415.29	3416.29	1.00	0.96	0.96	0.96	58	122.8
26-Jan-18	9:25	Fine	24048	2.6823	2.6952	3416.29	3417.29	1.00	0.96	0.96	0.96	58	223.2
26-Jan-18	10:30	Fine	24043	2.6686	2.6752	3417.29	3418.29	1.00	0.96	0.96	0.96	58	114.2



Graphic Presentation of 1 hour TSP Result for EP-376/2009

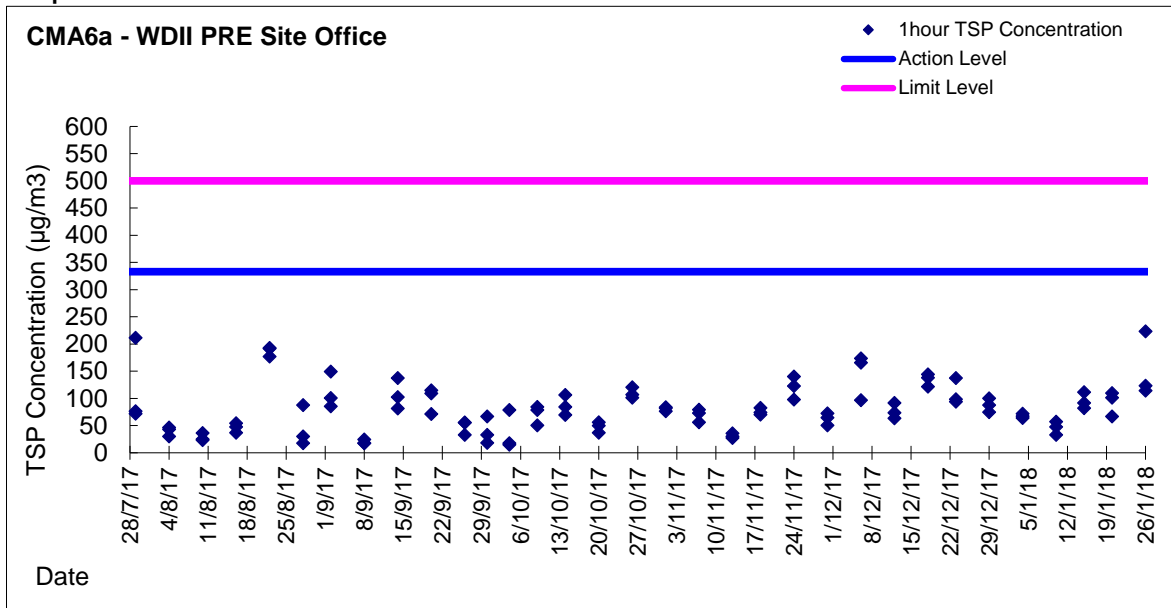


Graphic Presentation of 24 hour TSP Result for EP-376/2009





Graphic Presentation of 1 hour TSP Result for EP-376/2009



Graphic Presentation of 24 hour TSP Result for EP-376/2009

